



Daily Report (March 18, 2022)

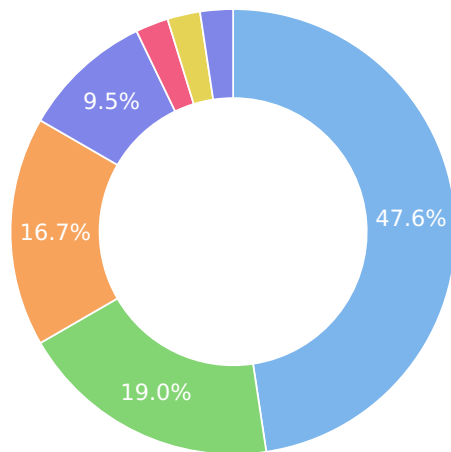
This is the **daily** email report for **twingaza.com**.






- During these period, you had **1,360** page views with **42** attacks blocked.
- The attack we blocked the most was **Request not authorized** with **20** entries.

This is a summary:

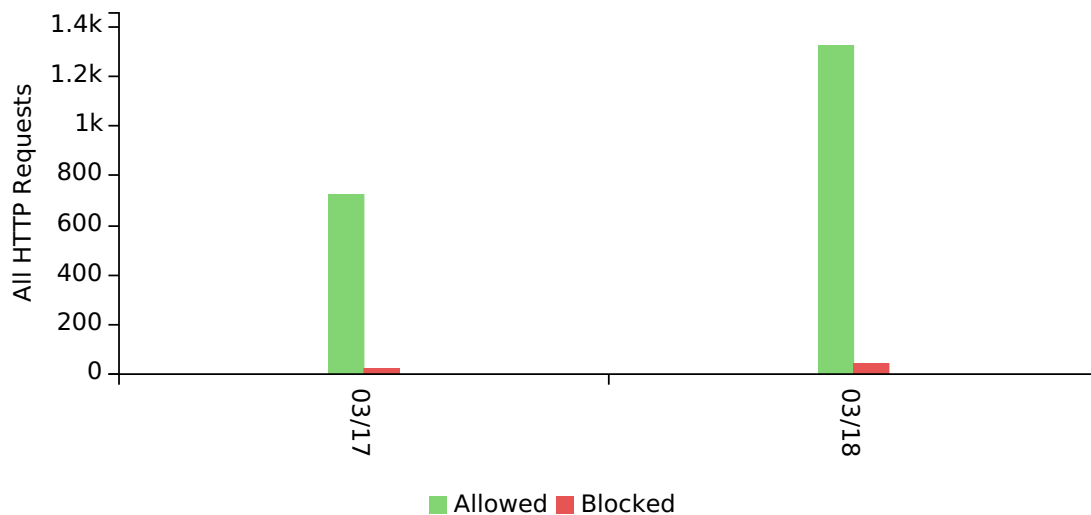
Blocked Attacks Overview

Top 5 Blocked Attacks



	Group	Total
	<u>Request not authorized</u>	20 47.62%
	<u>Directory listing not authorized</u>	8 19.05%
	<u>Blocked IP address</u>	7 16.67%
	<u>DDOS attempt blocked</u>	4 9.52%
	<u>Backdoor access denied</u>	1 2.38%

Last Month



Visitors Overview

Browsers



Msie
27.28%

Total: 371



Other
31.69%

Total: 431



Chrome
27.06%

Total: 368



Safari
4.34%

Total: 59



Firefox
9.63%

Total: 131

Devices



Desktop
93.01%

Total: 1,265



Mobile 3.68%

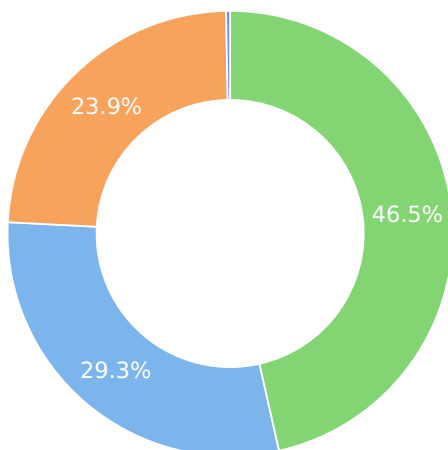
Total: 50



Bots 3.31%

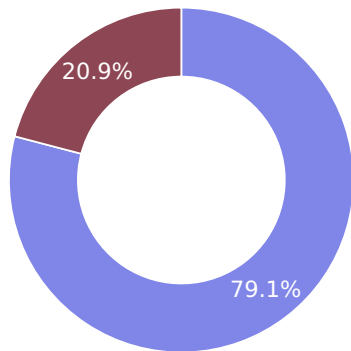
Total: 45

Response Codes



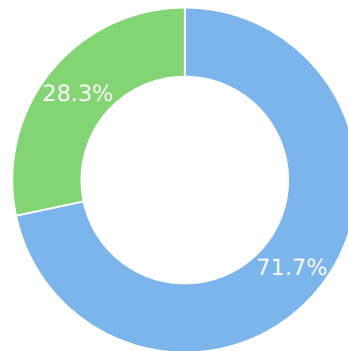
Status	Total
30x Redirect	399 29.34%
200 Success	632 46.47%
4xx Client Error	325 23.90%
5xx Server Error	4 0.29%

Page Caching Status



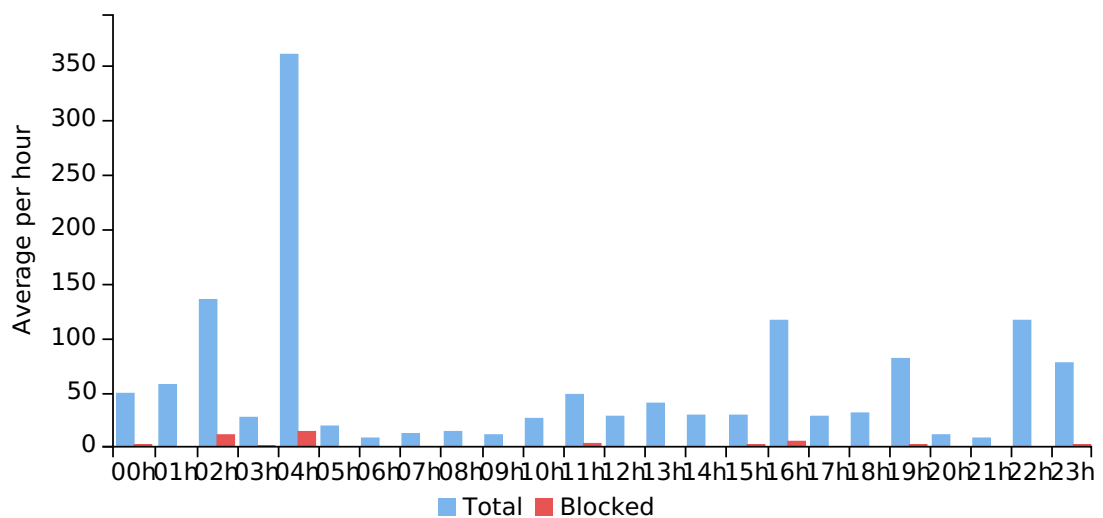
Status	Total
miss	450 79.09%
hit	119 20.91%

HTTP Version



Version	Total
HTTP1	975 71.69%
HTTP2	385 28.31%

Average Traffic per Hour



Traffic by Country (Top 10)

Country	Allowed	Blocked
United States of America (the)	708	20
United Kingdom of Great Britain and Northern Ireland (the)	440	18
Ireland	16	2
China	13	1
France	52	1
Libya	2	0
Portugal	20	0
Australia	5	0
Canada	17	0
Norway	3	0